

### 50,000 Pounds Towing Capacity

### RF Communication

### Automatic or Manual Operation

### Virtual Path™ Navigation System

Savant Automation's heavy duty, highly reliable DT-100 Automatic Guided Vehicle is used for towing trailers, carts, hand pallet jacks, etc. in a manufacturing or distribution environment.

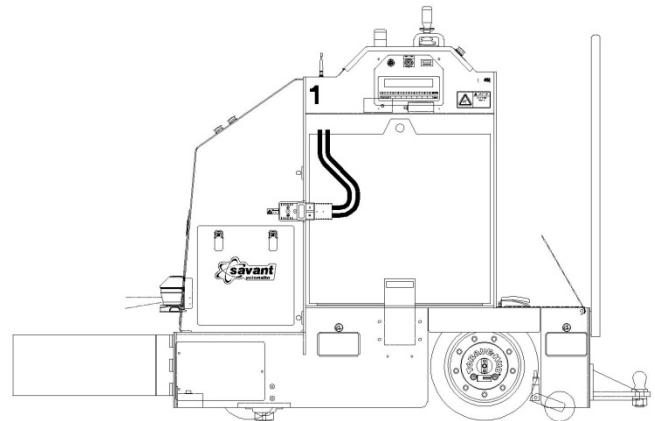
The DT-100 Automatic Guided Vehicle provides efficient and economical solutions, capable of moving up to three times more material than conventional unit load AGVs, while reducing labor costs where routine point to point deliveries occur. The DT-100 AGV provides greater flexibility than conventional methods of horizontal transportation. AGV Towing Systems provide continuous and consistent material movement.

The DT-100 is available with the state of the art Savant Automation Virtual Path™ Guidance using an onboard gyroscope to determine AGV headings and positional information. The onboard computer controls navigation, communication, drive control and safety systems.

The DT-100 is also available with Savant Automation's revolutionary Q-CAN™ system controls. Q-CAN (Quick Configurable Automation) utilizes a standard program that permits quick, easy system design, and allows users to make changes to their own AGV systems.

### Standard Features

- Fully automated operation
- Onboard traffic and routing control logic
- Automatic return to battery change area upon sensing low battery
- Operator platform for comfortable manual operation away from the path
- Remove/Enter on path anywhere without resetting system controls
- Onboard diagnostic mode for fast, easy troubleshooting
- Fork pockets for forklift transporting of AGV
- 100% gear driven transmission (no belts) Controls mounted to allow easy accessibility
- Rugged steel frame construction for industrial environments
- Controls are mounted to allow easy accessibility



### Warning and Safety Devices

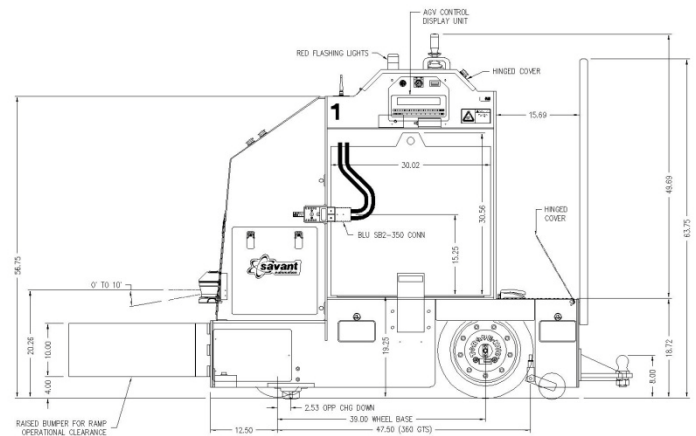
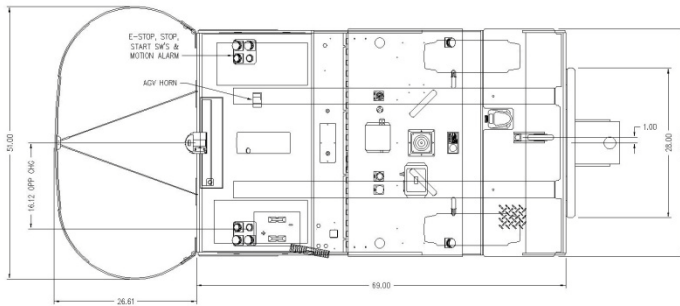
- Front poly-carbonate plastic bumper
- Emergency stop buttons
- Normal stop buttons
- Audio beeper while AGV is in motion
- Start signaling horn
- Flashing warning lights while in motion
- Dual-range object detection system

### Display/Control Panel Features

- Touch sensitive keypad with sealed keys
- Easy to read, 40 characters by 2 line display
- Status, prompts and error messages displayed
- Operators are prompted for input, decreasing operator interface time
- Displays AGV's current status (on path/off path, low battery, etc.)
- Invalid entry notification eliminates input errors
- Easy to customize for special applications
- Over 100 English text display messages

### Options

- Q-CAN™ System Controls
- Q-CAN™ Designer PC Program
- Remote vehicle management and dispatching
- Automatic charging
- Automatic trailer uncoupling
- Auto-trailer loading/unloading interface control
- Remote vehicle starting
- Turn signals
- Programmable laser scanning safety bumper
- Ramp capability
- Outdoor capability



### Mechanical Specifications

**Towing Capacity:** 50,000 lbs. (22,727 Kg) rolling load (Towing capacity on level grade with 2% coefficient of friction trailers)

**Drawbar:** 1000 lbs. (4,553 Kg) rolling load (based on dry concrete with brushed surface or equivalent)

**Ramp:** Up to 2% without de-rating towing capacity (ramps exceeding 3% require special evaluation)

**Drive Configuration:** Dual rear wheel drive: integrated motor, transmission, and drive wheel

**Drive Motors:** 4 HP (x2), 48 VDC, series wound

**Transmission:** planetary gear hub with right angle adapter

**Steer Configuration:** Single front wheel steer

**Drive Wheels:** 18" (457mm) diameter x 6" (152mm) wide rubber

**Front Wheel:** 10" (254mm) diameter x 4" (102mm) wide urethane

**Brakes:** Electric, fail-safe

**Frame:** 1/2" laser cut steel plate, 3" x 4" steel tube

**Battery Compartment:** 39.0" L x 31.625" W x 31.25" H with roller conveyor access

**Vehicle Weight:** 2,250 lbs. (1,023 Kg) without battery

**Speed in Automatic:** 200 fpm (61 mpm, 2.3 mph), 16 speed ranges

**Coupler:** Jaw, ball, or towing eye

**Manual Operation:** Operator onboard compartment with joystick control, electric steering and braking

**Key switches:** Automatic/Manual, On/Off

**Turning Radius:** 8 feet (2.438m) minimum

### Control Specifications

**Controls:** Single board computer, CAN Bus

**Electrical System:** 48-volt power

**Navigation System:** Virtual wireless navigation (inertial) or wire-based guidance

**Communications:** Via Radio Frequency (RF)

**Routing and Traffic:** Onboard control logic

**Battery System:** Heavy-duty industrial grade battery with discharge meter

**Position Accuracy:** ±1" (25.4mm) stopping, ±1" (25.4mm) side to side

### Battery Information

**Battery AH:** 1080 AH (maximum) sealed (maintenance free)

**Battery Weight:** Sealed – 4,200 lbs. (1,909 Kg)

**Battery cycle:** 8 hours minimum, based on standard duty cycle of 20% idle, 40% in motion full speed loaded, 40% in motion full speed unloaded

**Charging Method:** Manual battery exchange standard (or optional automatic charging)



**NOTE:** SPECIFICATIONS ARE SUBJECT TO CHANGE WITHOUT NOTICE BASED ON PRODUCT IMPROVEMENTS OR TECHNICAL REQUIREMENTS.